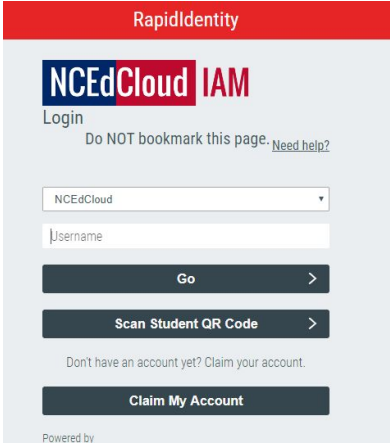
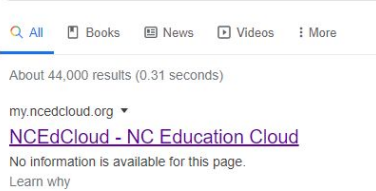






Links You May Need to Access

Website	How to Get to It	What is it used for?
<p>NCedCloud</p> 	<p>Google (NCedcloud and click on the first link) -Your child's username and password is on the Student Login Card I sent home at the beginning of the year (let me know if you need it again)</p>  <p>Click the one that says <u>My.ncedcloud.org</u></p>	<p>-THIS SITE IS SO IMPORTANT (If you save any of your child's login info the NCedCloud username and password is the one to write down and remember -This link brings you to your child's homepage where you can access Canvas, Clever etc.</p>
<p>Canvas</p>	<p>Go to your child's NCedCloud (log in username and password) then click on the red circle that looks like this</p> 	<p>This is where our daily slides will be (THESE ARE VERY IMPORTANT) I have made them to where the slides are your ONE STOP SHOP. It has EVERYTHING you need for that day subject by subject.</p> <p>It is also where your child will upload assignments once work becomes mandatory.</p>
<p>Clever: Raz-Kids (AKA Learning A-Z), DreamBox</p>	<p>Go to your child's NCedCloud (log in username and password) then click on the blue icon that looks like this ↓</p> 	<p>The Clever icon that you click on will lead you to a screen that has the apps listed:</p> 

MPTS SPECIALS LINK



<https://sites.google.com/cms.k12.nc.us/myers-park-traditional-special/home>

Doing math and reading all day long can get old. Why not break up the subjects and enjoy some specials time (PE, Art, Music, Spanish, Science, Media)! Our wonderful Specials teachers have linked fun things to do by grade level to continue the arts at home!

